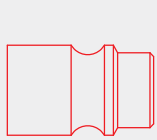


Enchufes Rápidos

Serie 730



Escala 1:1

DN
Ø Nominal
7,5 mm.
7,8 mm.

Perfil EUROPEO



1907/2006
REACH



2011/65/CE
RoHS

PEP
2014/68/UE

SILICON
FREE


CAUDAL Ø 7,8

6 bar Δ 1
2550 NI/min.
6 bar Δ 0.5
1850 NI/min.
6 bar Δ 0*
2900 NI/min.
* Escape libre



Presión ejercicio -0,99 - 16 bar
Temperatura:
-20° C a + 80° C
NBR Standard
-10° C a + 200° C
con juntas FKM (Bajo Pedido)

Enchufes



TOP FLOW

ENERGY SAVING

+25% CAUDAL DE FLUJO
(2550 NI/min)
FLUJO BIDIRECCIONAL
UTILIZABLE CON VACÍO

730

Enchufe macho cónico

| Código | Ref. | Pack |
|---------|------------|------|
| 730 1/4 | 0073000001 | 10 |
| 730 3/8 | 0073000002 | 10 |
| 730 1/2 | 0073000003 | 10 |



731

Enchufe macho cilíndrico

| Código | Ref. | Pack |
|---------|------------|------|
| 731 1/4 | 0073100001 | 10 |
| 731 3/8 | 0073100002 | 10 |
| 731 1/2 | 0073100003 | 10 |



732

Enchufe hembra

| Código | Ref. | Pack |
|---------|------------|------|
| 732 1/4 | 0073200001 | 10 |
| 732 3/8 | 0073200002 | 10 |
| 732 1/2 | 0073200003 | 10 |



733

Enchufe tubo con muelle

| Código | Ref. | Pack |
|------------|------------|------|
| 733 8/6 | 0073300002 | 10 |
| 733 10/6,5 | 0073300004 | 10 |
| 733 10/8 | 0073300003 | 10 |
| 733 12/9 | 0073300006 | 10 |
| 733 12/10 | 0073300007 | 10 |



Adaptadores



261

Adaptador macho

| Código | Ref. | Pack |
|---------|---------------|------|
| 261 1/4 | 00261000103NB | 10 |
| 261 3/8 | 00261000104NB | 10 |
| 261 1/2 | 00261000105NB | 10 |



265

Adaptador espiga

| Código | Ref. | Pack |
|--------|---------------|------|
| 265 6 | 002650001X4NB | 10 |
| 265 8 | 002650001X7NB | 10 |
| 265 10 | 002650001X9NB | 10 |
| 265 12 | 002650001Y1NB | 10 |



261AC

Adaptador en AVP macho DN 7,8

| Código | Ref. | Pack |
|-----------|---------------|------|
| 261AC 1/4 | 261AC005103ZI | 10 |
| 261AC 3/8 | 261AC005104ZI | 10 |
| 261AC 1/2 | 261AC005105ZI | 10 |



262

Adaptador hembra

| Código | Ref. | Pack |
|---------|---------------|------|
| 262 1/4 | 00262000103NB | 10 |
| 262 3/8 | 00262000104NB | 10 |
| 262 1/2 | 00262000105NB | 10 |



266

Adaptador con portagoma

| Código | Ref. | Pack |
|-----------|------------|------|
| 266 14/6 | 0026600001 | 10 |
| 266 17/8 | 0026600002 | 10 |
| 266 19/10 | 0026600003 | 10 |



262AC

Adaptador en AVP hembra DN 7,8

| Código | Ref. | Pack |
|-----------|---------------|------|
| 262AC 1/4 | 262AC005103ZI | 10 |
| 262AC 3/8 | 262AC005104ZI | 10 |
| 262AC 1/2 | 262AC005105ZI | 10 |



263

Adaptador tubo con muelle

| Código | Ref. | Pack |
|-----------|------------|------|
| 263 6/4 | 0026300001 | 10 |
| 263 8/6 | 0026300002 | 10 |
| 263 10/8 | 0026300003 | 10 |
| 263 12/10 | 0026300004 | 10 |



267

Adaptador bayoneta

| Código | Ref. | Pack |
|--------|------------|------|
| 267 15 | 0026700001 | 10 |



265AC

Adaptador en AVP espiga DN 7,8

| Código | Ref. | Pack |
|----------|---------------|------|
| 265AC 6 | 265AC0051X4ZI | 10 |
| 265AC 8 | 265AC0051X7ZI | 10 |
| 265AC 10 | 265AC0051X9ZI | 10 |
| 265AC 12 | 265AC0051Y1ZI | 10 |



264

Adaptador tubo

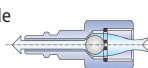
| Código | Ref. | Pack |
|-----------|------------|------|
| 264 6/4 | 0026400001 | 10 |
| 264 8/6 | 0026400002 | 10 |
| 264 10/8 | 0026400003 | 10 |
| 264 12/10 | 0026400004 | 10 |



268

Adaptador de descarga progresiva

| Código | Ref. | Pack |
|---------|------------|------|
| 268 1/4 | 0026800001 | 10 |



Enchufes Rápidos

Serie 740



Escala 1:1



Ø Nominal
7,8 mm.

Perfil EUROPEO



1907/2006
REACH

2011/65/CE
RoHS

PED
2014/68/UE

SILICON
FREE

CAUDAL

6 bar Δ1

2550 NI/min.

6 bar Δ0.5

1850 NI/min.

6 bar Δ0*

2900 NI/min.

* Escape libre



Presión ejercicio 16 bar

Temperatura:

-20° C a + 80° C

NBR Standard

-10° C a + 200° C

con juntas FKM (Bajo Pedido)

Enchufes



741

Enchufe macho cilíndrica con OR



| Código | Ref. | Pack | ■ |
|---------|------------|------|---|
| 741 1/4 | 0074100002 | 10 | |
| 741 3/8 | 0074100003 | 10 | |
| 741 1/2 | 0074100004 | 10 | |

742

Enchufe hembra



| Código | Ref. | Pack | ■ |
|---------|------------|------|---|
| 742 1/4 | 0074200002 | 10 | |
| 742 3/8 | 0074200003 | 10 | |
| 742 1/2 | 0074200004 | 10 | |



Adaptadores



841

Adaptador macho cilíndrico con OR



| Código | Ref. | Pack | ■ |
|---------|------------|------|---|
| 841 1/4 | 0084100002 | 10 | |
| 841 3/8 | 0084100003 | 10 | |
| 841 1/2 | 0084100004 | 10 | |

842

Adaptador hembra



| Código | Ref. | Pack | ■ |
|---------|------------|------|---|
| 842 1/4 | 0084200002 | 10 | |
| 842 3/8 | 0084200003 | 10 | |
| 842 1/2 | 0084200004 | 10 | |